



1

2

3

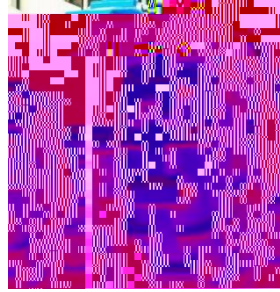
2024

4



4		4	“	600
/Weir Group		The Weir Group PLC	”	
/METSO		Metso Outotec NYSE:MX		
AIA		AIA Engineering Limited		
/				
JSC Almalyk		JSC Almalyk Mining and Metallurgical Complex		
/				
/				
/		Compañía Electro		





	750NZJA	





EPC

1

2

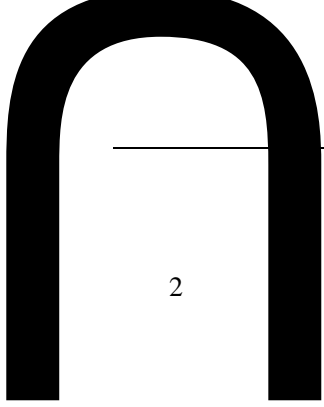
3

1

“ ”

2

1



2

Erdenet

1

2

Erdenet

1.5-3

1/6

8-10

3

2014

2015

2021

“ 600

4 ”

Erdenet Mining Corporation

Oyu Tol

“

”

—


8

,

,

	626,563,846.27	399,910,747.82	56.68%
	467,898,838.85	270,374,942.54	50.64%
	31,650,104.32	24,894,731.66	27.14%
	64,- 8,84.85		

88 92 38



302,230,332.39	173,808,199.41	42.49%	19.98%	9.51%	5.50%
200,379,136.30	148,245,090.17	26.02%	1,294.61%	988.36%	20.82%
47,411,063.11	32,048,492.47	32.40%	-27.09%	-36.34%	9.82%
59,582,101.11					

	238,598,626.64	10.30%	164,719,821.26	6.90%	3.40%	
	1,189,827.70	0.05%	1,183,077.50	0.05%	0.00%	
	287,191,687.12	12.39%	252,745,052.42	10.59%	1.80%	
	28,237,697.86	1.22%	36,165,128.67	1.51%	-0.29%	
	747,723,516.74	32.27%	697,147,184.86	29.20%	3.07%	
	210,026,005.27	9.06%	133,409,040.66	5.59%	3.47%	
	5,481,270.81	0.24%	6,860,533.38	0.29%	-0.05%	
	35,000,000.00	1.51%	35,000,000.00	1.47%	0.04%	
	42,083,330.60	1.82%	215,509,643.38	9.03%	-7.21%	
	118,566,712.00	5.12%	45,850,000.00	1.92%	3.20%	
	3,518,833.35	0.15%	4,511,317.45	0.19%	-0.04%	



50029035



2020

[2020]132

()

(1)

(2)

(3)
(2)

H

• H



5 4000

1 “ ” 2020 9 3

2020 9 21 2020

2 2022 10 10

2022 10 26 2022

2022 10 27

“ ”2022 “ ”

“ ” 4000

1 2020 2 7

14,086,412.42 ()
[2020]002009 2020 3 24

2 2020 4 10

14,086,412.42

13,769,910.28

316,502.14

1 “ ”

25,309.50

2 “

	295.26	“	”	“
2	“	295.26	“	”
	”	2022	9	
				52,321.20
2022	12	31		11,815.81
				87,099.20
11,576.45	EPC			
		2024		24,760.49
				6,605.77
				38,929.52
				6,578.27
				56,670.92

☑

	(1)	(2)	(3)=(2)/(1)
--	-----	-----	-------------

	22,926.93	0	23,532.16	102.64%	2022	09	6,605.77
4000	14,000	6,235.45	6,467.98	46.20%	2025	12	--
					01		
					01		
	--	36,926.93	0	30,000.14	--	--	6,605.77
							--
							--

1



	“ 4000 ”
()	“ 4000 ”

Weir Group KSB Metso Corporation

70%

) B' ÄQ]: < Ê ÿ QMxk>Ûly È D8\$) (; Š 7 N%] ¶ TMTMx Ä

2020 6 23

“ 'E&%¿

899 5 1002 -1009

“

A (f Å K È D)Ä 75,307,026.00



()

2024 4
1

2024 03
29

2024-001

2024 4
3

2024 04
01

2024-002

2024 04
02

						2024-005
2024 06 18				CPE		2024 6 19 2024-006

“ ”



2023		54.84%	2024 04 18	2024 04 18	2024 4 18 www.cninfo.co m.cn 2023
2024		51.91%	2024 06 03	2024 06 03	2024 6 3 www.cninfo.co m.cn 2024

			2024 01 05	

40



2024 8 14

2024

153,155,013


746,356

10

1.0

2024






2023

A

1

2

3



--	--

()			()	()	()		
899 5 1002 -1009	7,537.7					2024 03 20	2024 3 20 2024 3 29 2023

2024 2 19

3,000

6,000

40.00 /

2024

12

2024

19

2024

2

20

www.cninfo.com.cn

2024 4 11

924,200

0.85%

39.82 /

28.73 /

30,098,176.38


2024 4


12

www.cninfo.com.cn

1

2024 4 24





	51.22%	78,449,700	22,414,200	58,837,275	19,612,425	12,658,800
	5.48%	8,400,000	240,000	0	8,400,000	0
LOF	4.06%	6,224,818	6,224,818	0	6,224,818	0
	2.94%	4,495,804	4,495,804	0	4,495,804	0

10	/	11	-2022	2022
		10		

19,612,425 19,612,425

8,400,000 8,400,000

LOF

~~622481.~~ \$

10	
----	--

5%

10

10

10

10

/

10

10

10

10

			56,035,500	22,414,200	0	78,449,700	0	0	0
			431,350	172,540	0	603,890	0	0	0
	--	--	56,466,850	22,586,740	0	79,053,590	0	0	0

2023

10

4



							()	
	2022 5 5 2027 10 28	4,000,000	400,000,000.00	114,782,300.00	4,717,994	6.74%	285,216,700.00	71.30%



A+

A+

“ ”

3

2024

1.1%

313.74



	2.66	2.23	19.28%
	35.92%	43.70%	-7.78%
	1.82	1.62	12.35%
	8,254.26	4,761.6	73.35%
EBITDA	17.84%	11.75%	6.09%
	9.5288	4.77	99.77%
	-7.8771	6.14	-228.29%
EBITDA	12.2755	6.9	77.91%
	100.00%	100.00%	0.00%
	100.00%	100.00%	0.00%



2024 06 30

	472,589,509.77	715,120,985.69
	0.00	85,059,686.68
	43,926,079.57	24,307,085.78
	238,598,626.64	164,719,821.26
	13,634,397.96	80,352,541.01
	8,300,915.66	7,417,883.31
	287,191,687.12	252,745,052.42
	1,189,827.70	1,183,077.50
	49,287,589.54	41,627,670.81

	1,114,718,633.96	1,372,533,804.46
	28,237,697.86	36,165,128.67
	747,723,516.74	697,147,184.86
	210,026,005.27	133,409,040.66
	5,481,270.81	6,860,533.38
	128,375,125.30	74,237,554.10
	366,482.57	366,482.57
	1,807,378.93	2,527,616.35
	24,820,730.41	22,146,768.84
	55,782,694.58	41,822,863.86
	1,202,620,902.47	1,014,683,173.29
	2,317,339,536.43	2,387,216,977.75
	35,000,000.00	35,000,000.00
	135,714,923.34	144,665,657.58
	156,332,114.86	156,001,129.12
	42,083,330.60	215,509,643.38
	1,716,241.61	9,018,648.89

	15,802,640.07	16,049,968.61
	6,363,901.61	12,963,220.59
	419,093,102.02	615,752,503.59
	118,566,712.00	45,850,000.00
	244,479,154.59	330,307,214.10
	3,518,833.35	4,511,317.45
	16,602,325.73	17,750,774.35
	30,200,086.13	28,949,495.13
	413,367,111.80	427,368,801.03
	832,460,213.82	1,043,121,304.62
	153,155,013.00	105,013,073.00
	71,524,314.13	99,788,781.10
	442,305,207.98	311,473,413.90
	32,624,387.14	4,500,180.00
	-4,250,405.80	1,142,526.06
	3,135,698.03	1,025,656.11
	90,045,711.43	90,045,711.43
	749,810,529.24	728,554,896.28
	1,473,101,680.87	1,332,543,877.88
	11,777,641.74	11,551,795.25
	1,484,879,322.61	1,344,095,673.13
	2,317,339,536.43	2,387,216,977.75

	2024	2023
	626,563,846.27	399,910,747.82
	626,563,846.27	399,910,747.82

		64,414.39	59,596.95
		708,475.50	300,379.92
	“__”	103,197,558.13	59,219,485.02
		18,796,436.32	4,702,855.72
	“__”	84,401,121.81	54,516,629.30
1.	“__”	84,401,121.81	54,516,629.30
2.	“__”		
1.	“__”	84,322,684.06	53,333,993.35
2.	“__”	78,437.75	1,182,635.95
		-5,245,523.13	2,321,129.05
		-5,392,931.87	2,093,238.79
1.			
2.			
3.			
4.			
5.			
		-5,392,931.87	2,093,238.79
1.			
2.			
3.			
4.			
5.			
6.		-5,392,931.87	2,093,238.79
7.			
		147,408.74	227,890.26
		79,155,598.68	56,837,758.35
		78,929,752.19	55,45.

50' 108' 12'

2024

2024

2023

	601,074,335.88	394,412,277.05
	396,396,162.64	275,221,457.75
	3,971,338.28	3,174,862.49
	29,809,185.52	26,442,403.84
	39,699,199.37	41,226,798.25
	13,951,454.73	12,617,898.92
	3,929,764.35	-10,449,914.64
	15,017,947.56	15,694,338.11
	5,528,611.24	4,861,192.51
	1,955,338.40	4,575,606.01
“ ”	1,056,233.87	2,927,070.76
”	-23,030.81	300,694.90
”	0.00	
“ ”	0.00	0.00
”	0.00	0.00
“ ”	2,255,036.06	-5,002,773.93
“ ”	-629,792.02	1,238,687.48
“ ”	-163,338.53	0.00
“ ”	217,790,708.77	49,917,360.76
	60,907.53	42,804.90
	624,616.54	

699.4

3.		
4.		
5.		
		58,509.47
1.		
2.		
3.		
4.		
5.		
6.		58,509.47
7.		
	97,025,572.59	45,558,808.74

2024

2023

	75,000,000.00	175,000,000.00
	1,144,020.56	2,749,081.78
	60,000.00	12,800.00
	8,217,360.25	
	84,421,380.81	177,761,881.78
	97,259,549.28	46,063,710.36
		175,000,000.00
	6,840,000.00	44,273,600.00
	104,099,549.28	265,337,310.36
	-19,678,168.47	-87,575,428.58
	89,016,712.00	40,000,000.00
	360,036.00	
	89,376,748.00	40,000,000.00
	16,500,000.00	20,000,000.00
	20,809,911.50	29,547,212.35
	30,858,890.51	
	68,168,802.01	49,547,212.35
	21,207,945.99	-9,547,212.35
	3,311,274.97	6,431,809.41
	-172,416,361.94	7,125,220.27
	422,014,247.76	268,426,836.72
	249,597,885.82	275,552,056.99

			I								
105,013,073.00	99,788,781.10	311,473,413.90	4,500,180.00	1,142,526.06	1,025,656.11	90,045,711.43	728,554,896.28	1,332,543,877.88	11,551,795.25	1,344,095,673.13	
105,013,073.00	99,788,781.10	311,473,413.90	4,500,180.00	1,142,526.06	1,025,656.11	90,045,711.43	728,554,896.28	1,332,543,877.88	11,551,795.25	1,344,095,673.13	
“ ”	48,141,940.00	28,264,466.97	-	130,831,794.08	28,124,207.14						

5000

2	4,647,422.00			- 28,264,466. 97	123,922,759 .97	- 1,973,969. 24							102,279,684 .24		102,279,684 .24
3					6,909,034.1 1								6,909,034.1 1		6,909,034.1 1
4															
	43,494,518.00												- 63,067,051. 10	- 19,572,533. 10	- 19,572,533. 10
1															
2															
3	43,494,518.00												- 63,067,051. 10	- 19,572,533. 10	- 19,572,533. 10
4															
1															
2															
3															
4															
5															

6															
								2,110,041.92					2,110,041.92	2,110,041.92	
1								2,216,882.94					2,216,882.94	2,216,882.94	
2								-106,841.02					-106,841.02	-106,841.02	
						30,098,176.38							-30,098,176.38	-30,098,176.38	
	153,155,013.00			71,524,314.13	442,305,207.98	32,624,387.14	4,250,405.80	3,135,698.03	90,045,711.43		749,810,529.24		1,473,101,680.87	11,777,641.74	1,484,879,322.61

	70,001,539.00			99,854,944.61	321,807,180.58		1,309,042.34	82,786,132.78		683,830,949.45		1,259,589,788.76	8,572,466.88	1,268,162,255.64
	70,001,539.00			99,854,944.61	321,807,180.58		1,309,042.34	82,786,132.78		683,830,949.45		1,259,589,788.76	8,572,466.88	1,268,162,255.64

“ ”

35,008,043.00

-44,816.40

-22,947,861.51

2,097,8

1	35,003,108.00				-35,003,108.00									
2														
3														
4														
5														
6														
1														
2														
	105,009,582.0 0		99,810,128.21	298,859,319.07	3,402,281.1 4	82,786,132.7 8	709,162,456. 40	1,299,029,899.60	9,507,402.70	1,308,537,302.30				

--	--	--	--	--	--

2	43,494,518.00									-63,067,051.10		-19,572,533.10
3												
1												
2												
3												
4												
5												
6												
									1,614,975.32			1,614,975.32
1									1,678,521.66			1,678,521.66
2									-63,546.34			-63,546.34
									30,098,176.38			-30,098,176.38
	153,155,013.00			71,524,314.13	442,952,476.24	32,624,387.14		1,946,929.26	90,045,711.43	793,004,941.77		1,520,004,998.69

--	--

	70,001,539.00		99,854,944.61	322,876,732.60	-184,825.53	82,786,132.78	721,712,698.86		1,297,047,222.32
	70,001,539.00		99,854,944.61	322,876,732.60	-184,825.53	82,786,132.78	721,712,698.86		1,297,047,222.32
“ ”	35,008,043.00		-44,816.40	-22,947,861.51	58,509.47		17,497,812.87		29,571,687.43
					58,509.47		45,500,299.27		45,558,808.74
	4,935.00		-44,816.40	12,055,246.49					12,015,365.09
1									
2	4,935.00		-44,816.40	171,134.15					131,252.75
3				11,884,112.34					11,884,112.34
4									
							-28,002,486.40		-28,002,486.40
1									
2							-28,002,486.40		-28,002,486.40
3									

	35,003,108.00				-35,003,108.00						
1	35,003,108.00				-35,003,108.00						
2											
3											
4											
5											
6											
1											
2											
	105,009,582.00			99,810,128.21	299,928,871.09		-126,316.06	82,786,132.78	739,210,511.73		1,326,618,909.75

——
(“ ”)

15 —— (2023)

12

1 1 12 31

12

1.

1

2

3

4.

1.

,

1

2

3

4

5

6

2.

3.

1

2

1

2

A.

B.

C.

D.

2

3

4

5

8 —

8

—

1.

2.

“

”

(

)

1

1

2

2

3

2

1

1

2

2

1

2

5.

6.

12

1

1

2

3

4

5

1


2

3

4

7.

	%
1	5.00



6.

		12

	%
1	5.00
1-2	10.00
2-3	15.00
3-4	30.00
4-5	60.00
5	100.00

3.

1.

1

2

2.

1

2

22 —

4.

1

2

3

4

1

22 —

2

1

2

5.

01

		20	0.05	0.0475
		10	0.05	0.095
		3	0.05	0.3167
		4	0.05	0.2375
		5	0.05	0.19


1.

1

2

3

2.



3.

3

4.

2.

1

	5	
	50 15	
	10	

2

1

2

3

4

5

1.

1

2.

	3	

1.

2.

1

2

3

4

5

6

3.

4.

1

2

, ' +X¼Ct \ œY ¾ >| { FO

3

1.

1

2

3

4

2.

1

2

3.

1.

1

2

3

2.

FOB

CIF

1

2

3

()

2

13 —

—

3

4

1



1.

1

2

2.

1

1

2

3

4

5

1

2

3

2

1

2

3

4

	183,215.35	151,962.51
	444,829,500.63	682,687,693.27
	27,576,793.79	32,281,329.91
	472,589,509.77	715,120,985.69
	190,240,442.89	243,945,240.74

2024	6	30	20,416,209.45	
135,714,923.34		102,126.96	727,837.28	4,744,602.04
223,688,453.38			1,688,145.02	

		85,059,686.68
		85,059,686.68
	0.00	85,059,686.68

	39,958,765.10	18,079,263.03
	3,967,314.47	6,227,822.75
	43,926,079.57	24,307,085.78

	44,134,885.60	100.00%	208,806.03	0.47%	43,926,079.57	24,634,865.93	100.00%	327,780.15	1.33%	24,307,085.78
	39,958,765.10	90.54%			39,958,765.10	18,079,263.03	73.39%			18,079,263.03
	4,176,120.50	9.46%	208,806.03	5.00%	3,967,314.47	6,555,602.90	26.61%	327,780.15	5.00%	6,227,822.75

		39,958,765.10	0.00%
		4,176,120.50	5.00%
		44,134,885.60	

f

	16,599,502.82	69,239,068.35
	16,599,502.82	69,239,068.35

1	1	248,111,628.11	170,480,103.88
1	2	2,129,050.39	2,583,510.71
2	3	783,537.56	235,038.14
3		2,590,515.83	2,453,478.55
3	4	204,023.00	
4	5	596,951.24	596,951.24
5		1,789,541.59	1,856,527.31
		253,614,731.89	175,752,131.28

--	--	--	--	--	--	--	--	--	--	--

	%Ní					
	1,150,988.00	1,150,988.00	1,150,988.00	1,150,988.00	100.00%	
	51,200.00	51,200.00	51,200.00	51,200.00	100.00%	
	224,912.00	224,912.00	224,912.00	224,912.00	100.00%	
	1,427,100.00	1,427,100.00	1,427,100.00	1,427,100.00		

1	248,036,713.41	12,401,835.64	5.00%
1-2	2,129,050.39	212,905.04	10.00%
2-3	783,537.56	117,530.63	15.00%
3-4	204,023.00	61,206.90	30.00%
4-5	596,951.24	358,170.74	60.00%
5	437,356.29	437,356.29	100.00%
	252,187,631.89	13,589,005.25	



~
A **B** **C**



9.880

200

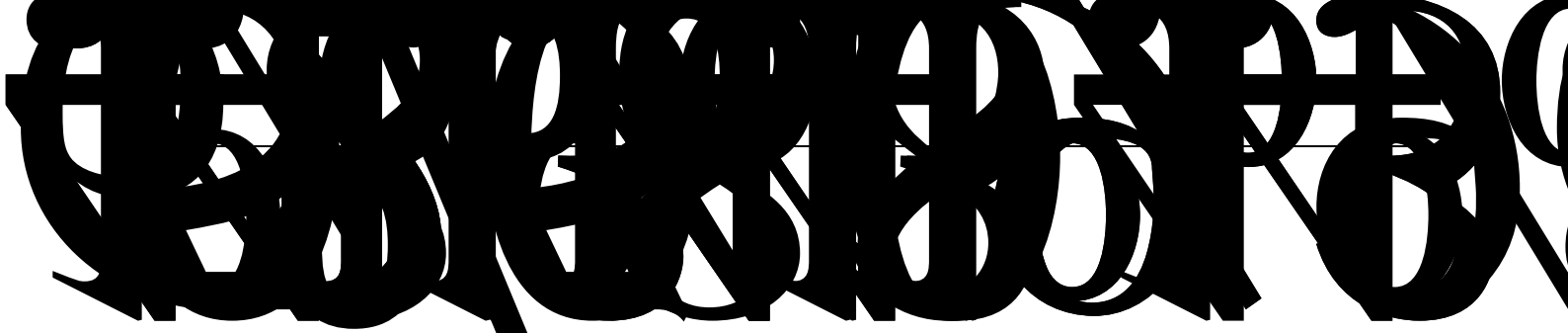
	1,252,450.21	62,622.51	5.00%
	1,252,450.21	62,622.51	

	8,300,915.66	7,417,883.31
	8,300,915.66	7,417,883.31

	4,676,238.86	5,203,158.67
	2,762,361.56	726,491.02
	499,125.84	1,304,542.89
	472,800.68	781,646.77
	1,130,334.52	346,382.18
	9,540,861.46	8,362,221.53

3		1,333,691.25	427,455.80
3	4	1,136,870.25	276,176.60
4	5	50,801.38	67,880.00
5			

))	
2024 1 1		689,476.97	254,861.25	944,338.22
2024 1 1				
		295,607.58		295,607.58
2024 6 30		985,084.55	254,861.25	1,239,945.80



1	9,018,441.26	66.14%	80,215,749.26	99.83%
1 2	4,555,973.36	33.42%	76,808.41	0.10%
3	59,983.34	0.44%	59,983.34	0.07%
	13,634,397.96		80,352,541.01	


1

	0.00		0.00	4,675,587.95		4,675,587.95
	287,662,842.06	471,154.94	287,191,687.12	253,297,103.44	552,051.02	252,745,052.42


	377,854.95	251,005.64		594,443.51		34,417.08
	174,196.07	378,431.10		115,889.31		43:8

OW •BX W!

CM



1	18,192.00	62,206,177.41	1,970,088.94	663,407.16	12,048,187.28	76,906,052.79
2	899,518.61	6,057,497.19		1,221,514.98	609,526.44	8,788,057.22
3						
4	228,813.69	333,034.97	-96,243.96	-3,142.93	-1,366,259.03	-903,797.26
3.		346,153.85	1,115,577.28	4,256.41	765,202.26	2,231,189.80
1		346,153.85	1,115,577.28	4,256.41	765,202.26	2,231,189.80
4.	550,870,401.82	263,255,537.82	18,774,059.66	27,687,340.36	89,071,344.90	949,658,684.56
1.	45,038,589.52	59,913,748.07	11,995,309.68	15,335,884.48	23,747,255.35	156,030,784.10
2.	13,045,144.24	8,769,770.37	1,009,005.78	3,125,737.72	7,298,668.40	33,248,326.51
1	12,062,352.57	7,216,885.28	925,208.01	2,957,393.21	7,271,733.82	30,433,572.89
2	982,791.67	1,552,885.09	83,797.77	168,344.51	26,934.58	2,814,753.62
3.		328,846.16	884,463.33	4,043.59	48,185.36	1,265,538.44
1		328,846.16	884,463.33	4,043.59	48,185.36	1,265,538.44
4.	58,083,733.76	68,354,672.28	12,119,852.13	18,457,578.61	30,997,738.39	188,013,575.17
1.	13,921,592.65					13,921,592.65
2.						
1						
3.						
1						
4.	13,921,592.65					13,921,592.65



87,225,038.62

87,225,038.62

75,847,167.70

75,847,167.70

	373,890,000.00	1,013,287.88	47,845,004.37			48,858,292.25	13.07%	15%				
WMS	341,500.00	76,547.83	75,505.09	56,637.17		95,415.75	61.11%	65%				

	8,525,111.37		8,525,111.37	6,847,872.47		6,847,872.47
	8,525,111.37		8,525,111.37	6,847,872.47		6,847,872.47

1.	9,772,195.16	9,772,195.16
2.		

30,257,291.22	5,123,511.42	26,360,981.25	4,514,670.57
29,877,227.62	5,128,054.29	20,151,400.94	3,274,709.97
17,962,041.74	2,374,166.30	7,603,883.73	2,295,105.72
3,605,938.38	383,752.33	3,497,792.23	349,779.22
16,602,325.73	2,490,348.86	17,750,774.35	2,662,616.15
23,171,859.92	3,475,779.02	19,638,461.08	2,439,423.89
32,143,377.13	4,821,506.57	36,465,862.47	5,469,879.37
5,781,470.59	1,023,611.62	6,561,286.06	1,140,583.95

2024	9,312,407.40	9,312,407.40
2025	9,404,329.23	10,166,942.56
2026	394,596.52	6,138,798.44
2027	8,114,800.73	8,114,800.73
2028	8,456,877.19	3,881,430.74
2029	4,922,239.58	
	6,787,684.01	6,080,887.75
	47,392,934.66	43,695,267.62

1	2024	6	30	20,416,209.45	
135,714,923.34		102,126.96		727,837.28	4,744,602.04
223,688,453.38			1,688,145.02		
2	2024	6	30	15,656,384.70	17,056,583.88
			39,016,712.00		

	10,000,000.00	10,000,000.00
	25,000,000.00	25,000,000.00
	35,000,000.00	35,000,000.00

	135,714,923.34	144,665,657.58
	135,714,923.34	144,665,657.58

	129,041,302.26	115,304,841.74
	3,600,347.18	21,064,307.37
	9,035,528.24	8,141,103.78
	3,997,149.12	4,986,660.05
	10,657,788.06	6,504,216.18
	156,332,114.86	156,001,129.12



EPC	-143,351,727.96	
	-143,351,727.96	

	8,979,285.08	70,468,584.63	77,896,990.19	1,550,879.52
-	39,363.81	3,725,554.69	3,599,556.41	165,362.09
		615,728.23	615,728.23	
	9,018,648.89	74,809,867.55	82,112,274.83	1,716,241.61

1	8,935,850.56	59,922,088.44	67,340,779.52	1,517,159.48
2		7,115,947.69	7,115,947.69	
3	30,854.72	1,651,032.72	1,674,79. n	

	1,210,882.07	1,415,657.18
	9,547,318.60	11,032,097.35

2

130%

130%

3,000

6

1

70%

“

”

2

	3,518,833.35	4,511,317.45
	3,518,833.35	4,511,317.45

2024 2 19

2024 6 30

924,200

60,607

	1,142,526.06					-5,392,931.86	147,408.74	- 4,250,405.80
	1,142,526.06					-5,392,931.86	147,408.74	- 4,250,405.80
	1,142,526.06					-5,392,931.86	147,408.74	- 4,250,405.80

	1,025,656.11	2,216,882.94	106,841.02	3,135,698.03
	1,025,656.11	2,216,882.94	106,841.02	3,135,698.03

2022 136

	90,045,711.43		90,045,711.43
	90,045,711.43		90,045,711.43

--	--	--


	728,554,896.28	683,830,949.45
	728,554,896.28	683,830,949.45
	84,322,684.06	53,333,993.35
	20,670,002.34	28,002,486.40
	43,494,518.00	
	749,810,529.24	709,162,456.40

- 1) 0.00
- 2) 0.00
- 3) 0.00
- 4) 0.00
- 5) 0.00

	626,343,640.25	407,202,767.49	384,714,291.76	256,716,764.71
	220,206.02	8- \bar{p}		

24,345,829.21
6,

18,187,303.85



	-286,912.73	0.00

	60,907.00	42,804.90	
	3,507.39	16,792.05	
	64,414.39	59,596.95	

	657,291.30		
	43,484.53	292,654.66	
	7,699.67	7,725.26	
	708,475.50	300,379.92	



	1,582,854.27
	-1,908,681.58
	18,796,436.32

57

	819,260.54	3,413,728.70
	10,122,059.80	



1		
	84,401,121.81	54,516,629.30
	4,450,473.54	1,894,745.61
	30,433,572.89	30,612,619.47
	1,293,004.32	1,536,682.87
	787,498.63	559,867.92
	720,237.42	726,226.72
“ ”	286,912.73	
“ ”		
“ ”		
“ ”	11,407,401.53	8,779,252.79
“ ”	-1,056,233.87	-2,627,336.23
“ ”	-2,673,961.57	-6,314,763.17
“ ”	1,250,591.00	-825,830.49
“ ”	-34,446,634.70	15,294,609.09
“ ”	-27,669,438.67	-80,034,930.67
“ ”	-189,812,754.05	70,121,015.37
	25,316,066.17	2,206,988.52
	-95,312,142.82	96,445,777.10
2		

3		
	445,012,715.98	540,946,813.85
	672,839,655.79	516,984,299.59
	-227,826,939.81	23,962,514.26

	445,012,715.98	672,839,655.79
	183,215.35	151,962.51
	444,829,500.63	672,687,693.27
	445,012,715.98	672,839,655.79

	27,576,793.79	28,031,864.48	
	27,576,793.79	28,031,864.48	

			192,035,054.40
	19,777,301.79	7.1268	140,948,874.40



11,716.36	7.6617	89,767.24
88,175.10	0.385742941	34,012.92
1,139,838.58	4.765	5,431,330.83
69,433.29	5.2790	366, / 0.83

	8,889,246.04	6,482,045.12
	1,406,338.10	1,302,925.83
	2,726,215.66	4,881,914.26
	936,465.20	784,826.62
	235,019.25	382,949.38
	121,571.25	171,441.60
	860,241.29	140,631.51
	15,175,096.79	14,146,734.32
	15,175,096.79	14,146,734.32



1,000,000.00	100.00%
810,073.01	51.00%
615,720.00	100.00%
657,900.00	100.00%
1,000,000.00	100.00%
20,205,028.5 6	70.00%
117,170,300. 00	100.00%
206,967,658. 00	100.00%

323,525.00

100.00%

3,000,000.00

55.00%

							/
	17,750,774.35			1,148,448.62		16,602,325.73	

	1,967,709.16	4,698,882.37

GDP

2024 6 30

	44,134,885.60	208,806.03
	253,614,731.89	15,016,105.25
	1,252,450.21	62,622.51
	9,379,505.39	1,239,945.80
	308,381,573.09	16,527,479.59

2024 6 30

159,800

33,633

2024 6 30

		1	16	
		35,000,000.00		35,000,000.00
		135,714,923.34		135,714,923.34
		156,332,114.86		156,332,114.86
		12,004,751.43		12,004,751.43
		2,002,640.07	3,518,833.35	5,521,473.42
		13,800,000.00	118,566,712.00	132,366,712.00
			244,479,154.59	244,479,154.59
		354,854,429.70	366,564,699.94	721,419,129.64
		354,854,429.70	366,564,699.94	721,419,129.64

:

		1	16	

2024

		35,000,000.00		35,000,000.00
		144,665,657.58		144,665,657.58
		156,001,129.12		156,001,129.12
		12,035,176.53		12,035,176.53
		2,049,968.61	4,511,317.45	6,561,286.06
		14,000,000.00	45,850,000.00	59,850,000.00
			330,307,214.10	330,307,214.10
		363,751,931.84	380,668,531.55	744,420,463.39
		363,751,931.84	380,668,531.55	744,420,463.39

	6,299,012.20	186.77		40,083.62	6,339,282.59
	11,886,354.55	147,030.51	926,055.88	1,102,395.41	14,061,836.35

3

2024 6 30

10%

30,272,754.45 2023 58,384,462.39)

1

		65,228,133.23		

/

		6,604,952.14	30,000,000.00		4,445,447.23

/

		1,648,607.74	

	50,000,000.00	2023 09 30	2025 09 26	
	270,000,000.00	2021 03 29	2024 03 27	
	200,000,000.00	2023 05 27	2024 05 27	
	50,000,000.00	2024 04 17	2026 04 17	

1 2023 7 27

5,000.00

HETO22300001120240300000023BZ01) 2024 6 30

4,000.00

2 2023 3 27

(2023

230033)

20,000.00

2024 6 30

16,224,915.63

108,166,104.17

1,606,973.50

3 2024 4 17

5,000.00

HETO22300001120230600000022BZ01) 2024 6 30

3,500.00

	2,957,111.40	2,813,780.52

		1,819,126.73	90,956.34	0.00	0.00
		553,327.16	27,666.36	553,327.16	27,666.36

		7,115,816.14	1,083,915.00
		1,083,915.00	5,416,859.40

			24.4	2

	=
	34.325 / 5 /
	37,388,928.49
	6,909,034.11

--	--	--

	6,909,034.11	
	6,909,034.11	

2020 6 23

“ ”

899 5

1002 -1009

75,307,026.00


2024 6 30

13,921,592.65

2024 6 30

10	1.00
----	------

1	1	290,314,571.50	211,091,020.86
1	2	42,604,781.74	31,307,629.43
2	3	17,951,481.49	8,893,824.36
3		7,961,641.58	4,079,279.03
3	4	5,573,795.60	
4	5	596,951.24	1,387,116.62
5		1,790,894.74	2,692,162.41
		358,832,476.31	255,371,753.68





	4,136,354.95	4,509,584.18
	2,049,264.10	664,209.19
	472,800.68	781,646.77
	171,901,975.31	328,226,137.50
	187,166. ,	


		21,059,000.00	1-3		11.78%	1,052,950.00
		15,635,344.20	1-3	5	8.75%	781,767.21
		11,529,000.13	1-5	5	6.45%	576,450.01
		131,158,035.80			73.38%	6,557,901.80

	426,253,679.00		426,253,679.00	201,065,141.20		201,065,141.20
	28,237,697.86		28,237,697.86	36,165,128.67		36,165,128.67
	454,491,376.86		454,491,376.86	237,230,269.87		237,230,269.87



339,586.47		339,586.47
5,043,234.00		5,043,234.00
615,720.00		615,720.00
593,884.80		593,884.80
14,143,520.00		14,143,520.00
117,170,300.00		117,170,300.00
6,829,120.20	200,138,537.80	206,967,658.00
604,359.00		604,359.00
1,000,000.00		1,000,000.00
36,013,800.00		

	323,525.00						323,525.00	
	3,774,539.45						3,774,539.45	
	7,176,900.00						7,176,900.00	
	1,000,000.00						1,000,000.00	
	500,000.00						500,000.00	
	5,000,000.00		25,000,000.00				30,000,000.00	
	201,065,141.20		225,188,537.80				426,253,679.00	





389,295,20	245,414,95	389,295,20	245,414,95
5.72	8.40	5.72	8.40
211,779	11		

	1,079,264.68	
	-644,061.11	
	352,726.33	
	-16,797.25	
	1,780,070.92	--

1 —

		/	/
	5.72%	0.5630	0.5630
	5.60%	0.5511	0.5511